

2013 JUNE AGRICULTURAL SURVEY

OMB No. 0535-0213
 Approval Expires: 3/31/2014
 Project Code: 124 QID: 090501
 SMetaKey: 2761



**NATIONAL
 AGRICULTURAL
 STATISTICS
 SERVICE**

Illinois Field Office
 P.O. Box 19283
 Springfield, IL 62794-9283
 Phone: 1-800-622-9865
 Fax: 1-800-811-3913
 E-mail: nass-il@nass.usda.gov

Please make corrections to name, address and ZIP Code, if necessary.

Authority for collection of information on the June Agricultural Survey is Title 7 of the U.S. Code and CIPSEA (Public Law 107-347). Facts about your operation are kept **confidential** and used only for statistical purposes. Response is **voluntary**. The information will be used to compile and publish agricultural estimates for individual states and for the United States.

According to the Paperwork Reduction Act of 1995, an agency may not conduct or sponsor, and a person is not required to respond to, a collection of information unless it displays a valid OMB control number. The valid OMB control number is 0535-0213. The time required to complete this information collection is estimated to average 20 minutes per response, including the time for reviewing instructions, searching existing data sources, gathering and maintaining the data needed, and completing and reviewing the collection of information.

Segment Number: _____ **Tract letter:** _____ **County:** _____

State	Stratum	Segment	Tract
__	_____	000 _____	__ 00

OFFICE USE – CHANGE BOX	
Change = 1	785
No Change = 3	

OFFICE USE - POID
790

1. I need to make sure we have your (the operator's) correct name and **mailing** address. [Verify label if present.]

Name of Farm, Ranch, or Operation: _____

Name of Operator: _____
(First) (Middle) (Last)

Mailing Address: _____
(Route or street)

(City) (State) (ZIP Code)

Phone: (_____) _____
(Area Code)

SECTION C – SECTIONS TO BE COMPLETED

1. [Is **CROPS – STOCKS** box at bottom of page checked?]
 YES – [Go to **Section D.**]
 NO

2. [Is this a **new** or **previously unknown** tract operator?]
 YES – [Check **CROPS - STOCKS** box at bottom of page, then go to **Section D.**]
 NO

3. [Was this tract **nonagricultural** last year?]
 YES – [Check **CROPS - STOCKS** box at bottom of page, then go to **Section D.**]
 NO

4. [Have you changed or corrected the **operation name, operator’s name, or address** on Face Page?]
 YES – [Check **CROPS - STOCKS** box at bottom of page, then go to **Section D.**]
 NO

5. [Have you changed, corrected, or deleted any **partners’** names or addresses in **Section A, page 2?**]
 YES – [Check **CROPS - STOCKS** box at bottom of page, then go to **Section D.**]
 NO – [Go to **Section D.**]

CROPS - STOCKS

SECTION D – CROPS AND LAND USE ON TRACT

How many acres are inside this blue tract boundary drawn on the photo (map)?

Now I would like to ask about each field inside this blue tract boundary and its use during 2013.

Field Number	01	02	03	04	05
1. Total acres in field	828 .	828 .	828 .	828 .	828 .
2. Crop or land use. <i>[Specify]</i>					
3. Occupied farmstead or dwelling	843 .				
4. Waste, unoccupied dwellings, buildings and structures, roads, ditches, etc.	841 .	841 .	841 .	841 .	841 .
5. Woodland NP = Not Pastured (831) P = Pastured (832) <i>[Check (√) type]</i>	83_ .	83_ .	83_ .	83_ .	83_ .
	<input type="checkbox"/> NP <input type="checkbox"/> P	<input type="checkbox"/> NP <input type="checkbox"/> P	<input type="checkbox"/> NP <input type="checkbox"/> P	<input type="checkbox"/> NP <input type="checkbox"/> P	<input type="checkbox"/> NP <input type="checkbox"/> P
6. Pasture	842 .	842 .	842 .	842 .	842 .
	856 .	856 .	856 .	856 .	856 .
8. Idle cropland – idle all during 2013	857 .	857 .	857 .	857 .	857 .
9. Two crops planted in this field or two uses of the same crop. <i>[Specify second crop or use.]</i> Acres	<input type="checkbox"/> Yes <input type="checkbox"/> No	<input type="checkbox"/> Yes <input type="checkbox"/> No	<input type="checkbox"/> Yes <input type="checkbox"/> No	<input type="checkbox"/> Yes <input type="checkbox"/> No	<input type="checkbox"/> Yes <input type="checkbox"/> No
	844 .	844 .	844 .	844 .	844 .
10. Acres left to be planted	610 .	610 .	610 .	610 .	610 .
11. Acres irrigated and to be irrigated <i>[If double cropped, include acreage of each crop irrigated.]</i>	620 .	620 .	620 .	620 .	620 .
16. Winter Wheat <i>(include cover crop)</i>	540 .	540 .	540 .	540 .	540 .
17. For grain or seed	541 .	541 .	541 .	541 .	541 .
18. Rye <i>(include cover crop)</i>	547 .	547 .	547 .	547 .	547 .
19. <i>[exclude ryegrass]</i>	548 .	548 .	548 .	548 .	548 .
20. Oats <i>(include cover crop)</i>	533 .	533 .	533 .	533 .	533 .
21. For grain or seed	534 .	534 .	534 .	534 .	534 .
24. Corn <i>[exclude popcorn and sweet corn]</i>	530 .	530 .	530 .	530 .	530 .
25. For grain	400 .	400 .	400 .	400 .	400 .
25a. For seed	398 .	398 .	398 .	398 .	398 .
27. Sorghum <i>[exclude crosses with Sudan]</i>	570 .	570 .	570 .	570 .	570 .
28. For grain or seed	571 .	571 .	571 .	571 .	571 .
29. Other uses of grains planted <i>(Abandoned, silage, green chop, etc.)</i>	Use				
	Acres
30. Hay <i>[Cut and to be cut for dry hay.]</i>	653 .	653 .	653 .	653 .	653 .
31. Alfalfa and Alfalfa Mixtures	656 .	656 .	656 .	656 .	656 .
	654 .	654 .	654 .	654 .	654 .
33. Other Hay	654 .	654 .	654 .	654 .	654 .
34. Soybeans	600 .	600 .	600 .	600 .	600 .
35. Following another harvested crop	602 .	602 .	602 .	602 .	602 .
47. Potatoes	884 .	884 .	884 .	884 .	884 .
51. Other crops	--- .	--- .	--- .	--- .	--- .

SECTION D – CROPS AND LAND USE ON TRACT

[Add all field acreages and record in **total tract acres** (item 840).]

					TOTAL TRACT ACRES
Field Number	06	07	08	09	00
1. Total acres in field	828	828	828	828	840
2. Crop or land use. [Specify]					
4. Waste, unoccupied dwellings, buildings and structures, roads, ditches, etc.	841	841	841	841	
5. Woodland NP = Not Pastured (831) P = Pastured (832) [Check (✓) type]	83_	83_	83_	83_	
	<input type="checkbox"/> NP <input type="checkbox"/> P	<input type="checkbox"/> NP <input type="checkbox"/> P	<input type="checkbox"/> NP <input type="checkbox"/> P	<input type="checkbox"/> NP <input type="checkbox"/> P	
6. Pasture Permanent (not in crop rotation)	842	842	842	842	
Cropland (used only for pasture)	856	856	856	856	
8. Idle cropland – idle all during 2013	857	857	857	857	
9. Two crops planted in this field or two uses of the same crop. [Specify second crop or use.]	<input type="checkbox"/> Yes <input type="checkbox"/> No	<input type="checkbox"/> Yes <input type="checkbox"/> No	<input type="checkbox"/> Yes <input type="checkbox"/> No	<input type="checkbox"/> Yes <input type="checkbox"/> No	
Acres	844	844	844	844	
10. Acres left to be planted	610	610	610	610	
11. Acres irrigated and to be irrigated [If double cropped, include acreage of each crop irrigated.]	620	620	620	620	
16. Winter Wheat Planted (include cover crop)	540	540	540	540	
17. For grain or seed	541	541	541	541	
18. Rye Planted (include cover crop)	547	547	547	547	
19. [exclude ryegrass] For grain or seed	548	548	548	548	
20. Oats Planted (include cover crop)	533	533	533	533	
21. For grain or seed	534	534	534	534	
24. Corn Planted and to be planted	530	530	530	530	
25. [exclude popcorn and sweet corn] For grain	400	400	400	400	
25a. For seed	398	398	398	398	
27. Sorghum Planted and to be planted [exclude crosses with Sudan]	570	570	570	570	
28. For grain or seed	571	571	571	571	
29. Other uses of grains Use planted (Abandoned, silage, green chop, etc.)					
Acres	
30. Hay Alfalfa and Alfalfa Mixtures	653	653	653	653	
31. [Cut and to be cut for dry hay.] Grain	656	656	656	656	
33. Other Hay	654	654	654	654	
34. Soybeans Planted and to be planted	600	600	600	600	
35. Following another harvested crop	602	602	602	602	
47. Potatoes Planted and to be planted	884	884	884	884	
51. Other crops Acres planted or in use	---	---	---	---	

SECTION D – CROPS AND LAND USE ON TRACT (continued)

55. How many of the (line 33, Section D) other hay acres will be harvested from native or wild grasses or pasture land?

Acres	
655	.

SECTION E - TOTAL ACRES OPERATED AND LAND USE

1. Now I would like to ask about the **total acres operated** under this land arrangement. Include the farmstead, all cropland, woodland, pastureland, wasteland, and government program land.

Acres	
901	.
902	.

a. On June 1, how many acres did this operation own? +

b. Rent or Lease from Others, or use Rent Free? (**Exclude** Federal, State and other types of land rented or leased on an AUM basis, BLM and Forest Service.) +

(i) Are any of these acres operated on a cash rent per acre basis?

Yes = 1 No = 3

Code
903

c. Rent or lease to others? -

Acres	
905	.

d. [Total of items 1a + 1b - 1c.]
Then the **total acres operated** under this arrangement is: =

Acres	
900	.

e. Does this include the farmstead, all cropland, woodland, pastureland, wasteland, and government program land?

Yes - [Continue.] No - [Make corrections, then continue.]

2. On June 1, 2013, did this operation pay on a **per-head** or **animal unit month (AUM)** basis for livestock to graze on any land (private, Federal, State, Indian Reservation, etc.)?

Code
906

Yes - [Enter code 1 and continue.] No - [Enter code 3, then go to item 4.]

3. How many acres did this operation use on a **fee-per-head** or **animal unit month (AUM)** basis? (**Include** private, Federal, State, railroad, Public School District, or Indian Reservation Land.)

Acres	
904	.

4. [Enumerator Action – Compare total acres operated and total tract acres in Section D.] If total acres operated are:

Less than Tract Acres? [Make corrections to tract or total acres.]

Equal to Tract Acres? [Verify tract and total acreage. Make corrections if needed.]

More than Tract Acres? [Continue. No action needed.]

Acres	
802	.
911	.

5. Of the **total acres operated**, how many acres are considered cropland, including land in hay, summer fallow, idle cropland, cropland used for pasture and cropland in government programs?

6. Of the **total acres operated**, how many acres are in the Conservation Reserve Program (CRP) or in the Wetland Reserve Program (WRP)?

Office Use	
406	.

SECTION E - TOTAL ACRES OPERATED AND LAND USE (continued)

7. For the **Total Rented or Leased Acres reported in item 1b**, how many acres are rented/leased from others for cash and what is the cash rent/lease per acre by land type?

(Exclude:

- Rent paid on a whole farm basis,
- Land rented or leased on a share basis,
- Land rented or leased on a per head or AUM basis,
- Land rented or leased free of charge,
- Rent or lease that includes buildings, such as barns, and
- Federal, State and other types of land rented or leased on an AUM basis, (BLM and Forest Service)

- a. Non-irrigated cropland
(Include acres cut and to be cut for hay)
- b. Irrigated cropland
(Include fruit, nut, berry, vineyard, nursery and hay land)
- c. Permanent pasture, grazing or grassland

(1) How many of the total acres are rented or leased from others for cash during the 2013 crop year?	(2) What is the cash rent/lease per acre for the 2013 crop year?
Acres	Dollars Per Acre
421 .	422 .__
424 .	425 .__
427 .	428 .__

9. [Is the **CROPS - STOCKS BOX** checked on Page 3?]

- Yes** - [Continue.] **No** - [Go to **Section G** - Hogs and Pigs.]

10. On the total acres operated, how many acres are or will be planted to:
(Exclude vegetable gardens, fruit trees, strawberries, and nut trees used only for home consumption.)

- a. Fruit trees, grape vines or tree nuts?
- b. Vegetables or melons? (Exclude potatoes)
- c. All berries? (Include strawberries)
- d. Christmas trees?

Acres Planted and To Be Planted
441 .
442 .
443 .
444 .

11. [Were **WHEAT, OATS, BARLEY, or RYE** reported in **Section D**, Tract Acres?]

- Yes** - [Enter 1 in Code Box 161, then go to item 12.]
- No** - 11a. On the **total acres operated**, was any wheat, oats, barley, or rye planted or will any be planted for any purpose for the 2013 crop year?

- Yes = 1** **Don't Know = 2** **No = 3**

Code
161

The next questions are about crops planted this year (2013) on the **total acres operated**.

12. How many acres (including double cropped acres) were or will be planted to:

- a. **Corn** for all purposes, excluding popcorn and sweet corn?
- b. **Soybeans** for all purposes?
- d. Seedings of **new alfalfa** or **alfalfa mixtures**?
(Include mixed with a nurse crop, other forage, or direct seedings.)

Acres Planted and To Be Planted
500 .
504 .
528 .

SECTION E.1 - GM CROPS ON TOTAL ACRES OPERATED

The National Agricultural Statistics Service is measuring the use of **Genetically Modified (GM) Seed varieties** for the 2013 crop year. We need to know about acreage planted and to be planted with GM seed this spring or summer for the current crop year.

- A few examples of GM seed varieties available are:
- **Corn** - RoundUp Ready, YieldGard, Liberty-Link, Herculex I
 - **Soybeans** - RoundUp Ready

13. [Was any corn acreage reported in item 12a?]

- Yes** - [Continue.] **No** - [Go to item 14.]

a. How many of the corn acres for this operation were or will be planted with genetically modified: [Report each acre only once.]

- (i) stacked gene varieties? (**Include** only varieties that contain genetic resistance to both insects and herbicides. **Exclude** refuge acres planted with non-Bt seed.)
- (ii) herbicide resistant only varieties? (**Exclude** non-genetically modified herbicide resistant varieties.)
- (iii) Bt only varieties? (**Include** varieties that only contain Bt genes or genes for resistance to different types of insects. **Exclude** refuge acres planted with non-Bt seed.)

Acres Planted and To Be Planted	
527	.
549	.
529	.

b. Were or will there be any of the corn acres for this operation planted with a "Refuge in a Bag" seed product? (A few examples of RIB products are Agrisure E-Z Refuge, Refuge Advanced, Genuity SmartStax RIB Complete, Optimum Acremax.)

- Yes** - [Enter code 1.] **No** - [Enter code 3.]

Code
532

14. [Was any soybean acreage reported in item 12b?]

- Yes** - [Continue.] **No** - [Go to Section F.]

a. How many of the soybean acres for this operation were or will be planted with a genetically modified herbicide resistant only variety? (**Exclude** non-genetically modified herbicide resistant varieties.)

Acres Planted and To Be Planted	
595	.

Completion Code for GM Crops Listed in Section E.1	
1 - Incomplete, has GM crops listed	688
2 - Incomplete, presence of GM crops listed is unknown.	
3 - Valid Zero	

SECTION F - GRAINS AND OILSEEDS IN STORAGE ON ENTIRE OPERATION

1. On June 1, what was the **Storage Capacity** of all structures normally used to store **Whole Grains** or **Oilseeds** on the total acres operated? bushels

Capacity
808

Please account for whole grains and oilseeds stored June 1 on the total acres operated, whether for feed, seed or sale. They may have belonged to you or someone else, or been stored under a government program (loan, farmer owned reserve, or CCC).

2. On June 1, were any of the following crops on hand or stored on this operation from 2012 and earlier crop years:

- | | No | Yes | |
|---|--------------------------|--------------------------|-------------------------|
| a. Whole Grain Corn? | <input type="checkbox"/> | <input type="checkbox"/> | How many bushels? |
| b. Soybeans? | <input type="checkbox"/> | <input type="checkbox"/> | How many bushels? |
| c. Sorghum Grain (Milo)? | <input type="checkbox"/> | <input type="checkbox"/> | How many bushels? |
| d. Wheat, including all types?
(winter, durum, and spring) | <input type="checkbox"/> | <input type="checkbox"/> | How many bushels? |
| e. Oats? | <input type="checkbox"/> | <input type="checkbox"/> | How many bushels? |

Amount on Hand June 1 from 2012 and Earlier Crop Years
121
125
122
126
123

3. Were any of the stocks on hand reported in Item 2 (above), new crop from the 2013 harvest?

- Yes** - [Correct Item 2 to exclude all 2013 crop stocks.]
- No** - [Continue.]

For Office Use Only: Completion Code for Stocks	
1 – Incomplete, Has Stocks	141
2 – Incomplete, Stocks Presence Unknown	
3 – Valid Zero	

SECTION G - HOGS AND PIGS

1. On **June 1**, did this operation **own** or **raise** any hogs or pigs, regardless of location?
(**Include hogs or pigs being raised under contract for you by someone else.**)

Yes - [Go to item 2.]

No - 1a. Will anyone **raise** hogs or pigs on this operation at any time between now and December 1, 2013?

- Yes = 1**
- Don't Know = 2**
- No = 3**

Enter code, then go to **Section H**

Code
492

Hogs on The Total Acres Operated

2. On **June 1**, how many hogs and pigs were on the **total acres operated**?

(**Include sows, gilts, boars, market hogs, unweaned pigs and hogs no longer used for breeding.**)

Head
324

[If no hogs are on the total acres operated, go to item 4.]

3. Are any of the [item 2] hogs or pigs **owned by someone else**?

Yes - 3a. How many hogs and pigs **owned** by someone else were on this operation on **June 1**?

Head
328

3b. Who **owns** the hogs and pigs?

3c. Is this hog owner a contractor?

- Yes**
- No**

(Owner's Name, Address, & Phone Number)
Name _____
Address _____
City, St., Zip _____
Phone _____

No - [Continue.]

Office Use for Poid
327
_____ - _____ - _____

Hogs Owned By This Operation

4. On **June 1**, how many hogs and pigs did this operation **own** regardless of location?

(**Include hogs or pigs being raised under contract for you by someone else.**)

Head
300

[If no hogs owned, go to Section H.]

5. Are any of these [item 4] hogs located on someone else's land or hog facility?

Yes - 5a. On whose land or hog facility are these hogs located?

Name _____
Address _____
City, St., Zip _____
Phone _____

No - [Continue.]

6. Have you **raised** hogs or pigs under any other business name during the last 12 months?

Yes - 6a. What is the other name?

Name _____
Address _____
City, St., Zip _____
Phone _____

No - [Continue.]

Office Use
326

SECTION H - TOTAL CATTLE AND CALVES

1. On **June 1**, were any **cattle and calves**, regardless of ownership, on the total acres operated?
(Cattle and calves on grazing land leased on a **fee per head** or **animal unit month (AUM)** basis should be included by the cattle owner, excluded by the land owner.)

Yes - [Continue with **item 2**.]

No - 1a. Were any cattle or calves on the total acres operated, at any time, during the period of January 1, 2013 through May 31, 2013?

Yes - [Enter 1 in code Box 493, then go to item 6.]

No - (i) Will there be any cattle or calves on the total acres operated from now through **December 31, 2013**?

Yes = 1

Don't Know = 2

No = 3



Enter code, then go to **Section I**

Code

493

2. Of the total number of cattle and calves on hand June 1, how many were:

- a. Beef cows, including beef heifers that had calved?..... +
- b. Milk cows, including any dry cows? (Exclude any heifers not yet freshened.)..... +
- c. Bulls weighing 500 pounds or more?..... +
- d. Heifers that had not calved, weighing 500 pounds or more:
 - (i) for beef cow replacement?..... +
 - (ii) for milk cow replacement?..... +
 - (iii) other heifers 500 pounds or more?..... +
- e. Steers weighing 500 pounds or more?..... +
- f. Heifer, steer, and bull calves weighing less than 500 pounds, including newborn calves?..... +

Head

351
352
353
354
355
356
357
358
350

3. [Add items 2a through 2f.]

Then the total cattle and calves on hand June 1 was:..... =

Is that correct? [If not, make corrections.]

Cattle and Calves On Feed

We need to know about the cattle and calves **on feed** for the slaughter market. Their ration would include grain, silage, hay, or protein supplement.

- **Include** cattle being fed by you for others.
- **Exclude** any of your cattle being custom fed in feedlots operated by others.
- **Exclude** cattle being "backgrounded only" for sale as feeders, for later placement on feed in another feedlot, or to be returned to pasture.

4. How many **cattle and calves** were **on feed** June 1 that will be shipped **directly** from your feedlot to the slaughter market?.....

Head

652

Calf Crop for 2013

(Calves born on grazing land leased on a **fee per head** or **animal unit month (AUM)** basis should be included by the cattle owner, excluded by the land owner.)

- 5. Of the **cows and heifers** on the total acres operated on June 1, how many are **expected to calve** during the period June 1 through December 31, 2013?.....
- 6. Of the **calves born** on the total acres operated during the period January 1 through May 31, 2013, how many: (**Exclude calves purchased**.)
 - a. were **on hand** June 1?..... +
 - b. were **sold, moved off** the total acres operated, or **slaughtered** before June 1?..... +
 - c. had **died** before June 1? (**Exclude calves born dead**.)..... +

Head

361
363
364
365
362

7. [Add items 6a through 6c]

Then the **total calves born** January 1 through May 31, 2013 was:..... =

SECTION I – SHEEP AND LAMBS

1. On June 1, 2013, were any **sheep or lambs**, regardless of ownership, on the total acres operated?
(**Include Barbados and all hair breed sheep. Sheep and lambs on grazing land leased on a fee per head or animal unit month (AUM) basis should be included by the sheep owner, excluded by the land owner.**)

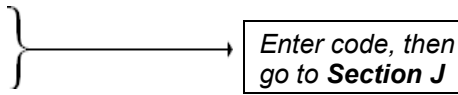
Yes - [Continue with **item 2**.]

No - 1a. Were any sheep or lambs on the total acres operated, at any time, during the period of January 1, 2013 through May 31, 2013?

Yes - [Enter **1** in code Box 494, then **go to Section J**.]

No - (i) Will there be any sheep or lambs on the total acres operated from now through **December 31, 2013**?

- Yes = 1**
- Don't Know = 2**
- No = 3**



Code
494

2. On June 1, 2013, how many sheep and lambs, regardless of ownership, were on the total acres operated?

280

SECTION J - GOATS AND KIDS

1. On June 1, 2013, were any **Goats or Kids**, regardless of ownership, on the total acres operated?

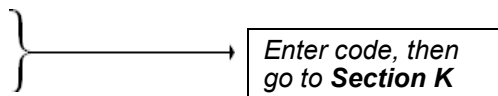
Yes - [Continue with item 2.]

No - 1a. Were any Goats or Kids on the total acres operated, at any time, during the period of January 1, 2013 through May 31, 2013?

Yes - [Enter **1** in code Box 1171, then **go to Section K**.]

No - (i) Will there be any Goats or Kids on the total acres operated from now through **December 31, 2013**?

- Yes = 1**
- Don't Know = 2**
- No = 3**



Code
1171

2. Of the Goats and Kids on this operation on June 1, 2013, how many were:
(***Report based on utilization regardless of breed***)

a. **Angora** goats?

Head
1179

b. **Milk** goats?

1185

c. **Meat and Other** goats?

1191

SECTION K - EQUINE

1. On June 1, were there any **horses, ponies, mules, donkeys or burros**, regardless of ownership, on the total acres operated?

- Yes** - [Continue with **item 2**.]
- No** - [Go to **Section L**.]

	Horses and Ponies	Mules, Donkeys or Burros
2. On June 1, how many [species] regardless of ownership, were on the total acres operated?..... Number	209	208
3. How many of the (item 2) [species] does this operation own?..... Number	211	212

4. Do you (the operator) consider this operation primarily: [Enter code then go to **Section L**]

- a farm or ranch?..... [Enter Code 1.]
- a boarding, training or riding facility (**including** recreational places)?..... [Enter Code 2.]
- a breeding service place?..... [Enter Code 3.]
- a place to keep horses, ponies, or other equine for personal use?..... [Enter Code 4.]
- Other? - Specify: _____ [Enter Code 5.]

Code
213

SECTION L - OTHER AGRICULTURAL INFORMATION

AGRICULTURAL LABOR

1. During 2013, will this operation have anyone on the payroll to do agricultural work? (*Include full-time and part-time workers, paid family members, and hired managers. Exclude contract labor.*)

- Yes = 1**
- Don't Know = 2**
- No = 3**

Code
990

[If Yes] 1a. What will be (was) the largest number, including paid family members, on the payroll on any one day?.....

Number
989

SECTION M - LAND VALUES

Tract Acres – Value Per Acre

Now I would like to ask about the market value of the land **inside** the blue tract boundary. By “market value,” I mean the value at which the land could be sold under current market conditions.

[Show photo and refer to fields recorded in **Section D**.]

- For the (**Section D**) acres reported within this **blue boundary**, I need your best estimate of the market value of these acres by type of land. This value should exclude the value of all dwellings and buildings.

[√ if reported in **Section D**.]

Dollars Per Acre

a. Cropland? (Include fruit, nut, berry, vineyard and nursery land.).....

410

d. Permanent pasture, grazing or grassland?.....

413

- What is the most likely use of this land if it were sold under current market conditions for the value reported above? [Enter code.]

Agricultural Use Only. [Enter Code 1.]

Immediate Development (Residential or Commercial). [Enter Code 2.]

Expected Future Development (Residential or Commercial). [Enter Code 3.]

Other (Specify: _____). [Enter Code 4.]

Code

438

Entire Farm - Total Value of Land and Buildings

The following questions relate to the **total acres** you own or operate. Include all land both inside and outside the blue tract boundary. Include all land, dwellings, barns and other buildings for the (**Section E**) **total acres operated** that you reported earlier.

Total Value

- What is your best estimate of the total market value of all the land and buildings **owned**?.....

432

- What is your best estimate of the total market value of all the land and buildings **rented or leased from others**?.....

433

- What is your best estimate of the total market value of all the land and buildings **rented or leased to others**?.....

434

- Which of the following best describes the change in the total market value of all the land and buildings in your operation since June 1, 2012?

Increase = 1 - [Enter Code 1 then go to item a.]

Decrease = 2 - [Enter Code 2 then go to item a.]

No Change = 3 - [Enter Code 3 then go to **Section N**.]

Code

518

Percent

- What percent change best describes the **increase or decrease** in the total market value of all the land and buildings in your operation since June 1, 2012?.....

519

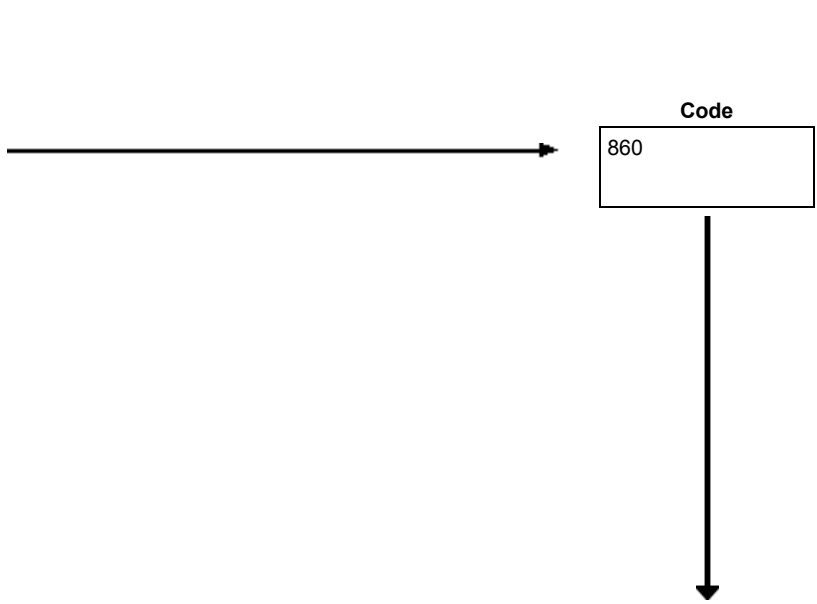
SECTION N - ECONOMIC DATA ON ENTIRE OPERATION

Now I would like to classify the total acres operated on June 1 in terms of total gross value of sales. [Be sure sales represent only **2012 and earlier years' production** from acres operated in Section E.] [Show respondent the Sales Card.]

- Considering:**
- Sales of all crops, livestock, poultry, and livestock products (*milk, eggs, etc.*) sold in 2012.
 - The value of product removed for all crops, livestock, and poultry produced under contract in 2012.
 - Sales of all miscellaneous agricultural products in 2012.
 - All government agricultural payments received in 2012.
 - Landlord's share of government payments and crops sold in 2012.

1. What code represents the total gross value of sales, including government agricultural payments?

Total Value	Code
'None' during 2012.	99 <input type="checkbox"/>
\$ 1 --- \$ 999	1 <input type="checkbox"/>
\$ 1,000 --- \$ 2,499	2 <input type="checkbox"/>
\$ 2,500 --- \$ 4,999	3 <input type="checkbox"/>
\$ 5,000 --- \$ 9,999	4 <input type="checkbox"/>
\$ 10,000 --- \$ 24,999	5 <input type="checkbox"/>
\$ 25,000 --- \$ 49,999	6 <input type="checkbox"/>
\$ 50,000 --- \$ 99,999	7 <input type="checkbox"/>
\$ 100,000 --- \$ 249,999	8 <input type="checkbox"/>
\$ 250,000 --- \$ 499,999	9 <input type="checkbox"/>
\$ 500,000 --- \$ 999,999	10 <input type="checkbox"/>
\$ 1,000,000 --- \$ 2,499,999	11 <input type="checkbox"/>
\$ 2,500,000 --- \$ 4,999,999	12 <input type="checkbox"/>
\$ 5,000,000 and over	13 <input type="checkbox"/>



[Enumerator Action Box]

Is Sales Code in Code Box 860 equal to '1' or '99'?

Yes - [Go to Point Recording Sheet, page 16.]

No - [Go to item 2, page 17.]

SECTION N - ECONOMIC DATA ON ENTIRE OPERATION (continued)

POINT RECORDING SHEET

ENUMERATOR ACTION: [Record all 2013 crops, land uses, and livestock or poultry now on the total acres operated, then go to item 2.]

Land Use	Acres
Abandoned Crops.	022 .
Cover Crops.	023 .
CRP/WRP.	Section E
Idle Cropland.	025 .
Summer Fallow.	026 .
_____	027 .

Government Payments	Whole Dollars
CRP/WRP Payments.	028
Other Gov't Payments.	029

Pasture/Rangeland	Acres
Cropland used only for Pasture.	030 .
Permanent Pasture.	031 .
Woodland Pasture.	032 .

Field Crops Intended for Harvest	Acres
Barley.	033 .
Corn.	034 .
Cotton.	035 .
Dry Beans.	036 .
Dry Southern Peas (Cowpeas)	037 .
Flaxseed.	038 .
Lentils.	039 .
Oats.	040 .
Peanuts.	041 .
Peas, Dry Edible.	042 .
Potatoes.	043 .
Rice.	044 .
Rye.	045 .
Sorghum.	046 .
Soybeans.	047 .
Sugarbeets.	048 .
Sugarcane.	049 .
Sunflowers.	052 .
Sweet Potatoes/Yams.	053 .
Tobacco.	054 .
Wheat.	055 .
_____	056 .

Hay	Acres
Alfalfa.	057 .
Grain.	058 .
Other.	059 .
Woodland Crops	Acres
Cut Christmas Trees.	060 .
Maple (Number of Taps)	076
Short Rotation Woody Crops.	078 .
_____	079 .

Indoor Nursery	Square Feet
Mushrooms.	134
_____	135

Outdoor Nursery	Acres
_____	136 .

Fruits/Nuts	Acres
Almonds.	137 .
Apples.	154 .
Cherries.	155 .
Grapefruit.	156 .
Grapes.	157 .
Olives.	158 .
Oranges.	200 .
Peaches.	201 .
Pears.	202 .
Pecans.	203 .
_____	204 .

Berries	Acres
Blueberries.	205 .
Cranberries.	206 .
Raspberries.	210 .
Strawberries.	293 .
_____	294 .

Vegetables/Melons	Acres
Cantaloupes.	296 .
Cucumbers.	297 .
Lima Beans.	298 .
Peas (green).	299 .
Pumpkins.	301 .
Snap Beans.	302 .
Sweet Corn.	303 .
Tomatoes.	304 .
_____	305 .

Livestock	Number
Bees (colonies).	306
Bison.	307
Cattle: Milk Cows.	Section H
Cattle: All Other.	Section H
Chickens/Broilers.	310
Deer.	311
Ducks.	312
Elk.	313
Emus.	314
Geese.	331
Goats.	Section J
Hogs.	Section G
Horses/Ponies.	Section K
Alpacas/Llamas.	335
Mink.	748
Mules/Donkeys/Burros.	Section K
Ostriches.	750
Quail.	751
Rabbits.	752
Sheep.	Section I
Turkeys.	754
_____	755
Aquaculture	Number
Acres of ponds in use	756 .
Fish (number).	757
Fish (pounds).	758
Trout Eggs.	759
_____	760



SECTION N - ECONOMIC DATA ON ENTIRE OPERATION (continued)
TYPE OF FARM

2. [Refer to Sales Card] Of the farm income reported, which of these categories represents the largest portion of the gross income from the operation?
[If no income reported in 2012, which category best describes the type of operation.]

- 1 - **Grains, Oilseeds, Dry Beans, and Dry Peas** 1
(corn, flaxseed, grain silage and forage, grains and oilseeds, popcorn, rice, small grains, sorghum, soybeans, sunflowers, straw, etc.)
- 2 - **Tobacco** 2
- 3 - **Cotton and Cottonseed** 3
- 4 - **Vegetables, Melons, Potatoes and Sweet Potatoes** 4
(beets, cabbage, cantaloupes, pumpkins, sweet corn, tomatoes, watermelons, vegetable seeds, etc.)
- 5 - **Fruit, Tree Nuts and Berries** 5
(almonds, apples, blueberries, cherries, grapes, hazelnuts, kiwifruit, oranges, pears, pecans, strawberries, walnuts, etc.)
- 6 - **Nursery, Greenhouse, Floriculture and Sod** 6
(bedding plants, bulbs, cut flowers, flower seeds, foliage plants, mushrooms, nursery potted plants, shrubbery, sod, etc.)
- 7 - **Cut Christmas Trees and Short Rotation Woody Crops** 7
- 8 - **Other Crops, Hay, CRP and Pasture** 8
(grass seed, hay and grass silage, hops, maple syrup, mint, peanuts, sugarcane, sugarbeets, CRP, etc.)
- 9 - **Hogs and Pigs** 9
- 10 - **Milk and Other Dairy Products from cows** 10
- 11 - **Cattle and Calves** 11
(beef and dairy cattle for breeding stock, fed cattle, beef and dairy cull animals, stockers and feeders, veal calves, etc.)
- 12 - **Sheep, Goats, and their Products** 12
(wool, mohair, milk and cheese)
- 13 - **Horses, Ponies, and Mules** 13
(burros and donkeys)
- 14 - **Poultry and Eggs** 14
(broilers, chickens, turkeys, ducks, eggs, emus, geese, hatchlings, ostriches, pigeons, pheasants, quail, poultry products, etc.)
- 15 - **Aquaculture** 15
(catfish, trout, ornamental and other fish, mollusks, crustaceans, etc.)
- 16 - **Other Animals and Other Animal Products** 16
(bees, honey, rabbits, fur-bearing animals, semen, manure, other animal specialties, etc.)

Code
862



SECTION O - COMPUTER USE

The next group of questions relate to computer use on your farm. These questions will help us measure trends and changes in computer use in farm business.

	[Check (✓) Response and Enter code.]	Code
1. Do you (the operator) have access to a computer?	<input type="checkbox"/> Yes = 1 [Enter code and continue.] <input type="checkbox"/> Don't Know = 2 [Enter code then go to item 4.] <input type="checkbox"/> No = 3 [Enter code and go to item 4.]	981
2. Do you (the operator) own or lease a computer?	<input type="checkbox"/> Yes = 1 <input type="checkbox"/> Don't Know = 2 <input type="checkbox"/> No = 3	980
3. Do you (the operator) use the computer for farm business purposes?	<input type="checkbox"/> Yes = 1 <input type="checkbox"/> Don't Know = 2 <input type="checkbox"/> No = 3	982
4. Do you (the operator) have access to the Internet, or have you had access in the last 12 months?	<input type="checkbox"/> Yes = 1 [Enter code then go to item 4a.] <input type="checkbox"/> Don't Know = 2 [Enter code then go to Section P.] <input type="checkbox"/> No = 3 [Enter code then go to Section P.]	983
a. What was the primary method of accessing the Internet in the last 12 months?	<input type="checkbox"/> Dialup = 1 <input type="checkbox"/> DSL = 2 <input type="checkbox"/> Cable = 3 <input type="checkbox"/> Satellite = 4 <input type="checkbox"/> Wireless = 5 <input type="checkbox"/> Other = 6 <input type="checkbox"/> Don't Know = 7	Code 931
b. Did you (the operator) purchase agricultural inputs over the Internet in the last 12 months? (Seed, fertilizer, chemicals, veterinarian supplies, feed, machinery, replacement parts, farm supplies, office equipment, etc.).	<input type="checkbox"/> Yes = 1 <input type="checkbox"/> Don't Know = 2 <input type="checkbox"/> No = 3	Code 984
c. Did you (the operator) conduct agricultural marketing activities over the Internet in the last 12 months? (Direct sales of commodities, on-line crop and livestock auctions, on-line market advisory services, commodity price tracking, etc.)	<input type="checkbox"/> Yes = 1 <input type="checkbox"/> Don't Know = 2 <input type="checkbox"/> No = 3	Code 985
d. Did you (the operator) use the Internet to access National Agricultural Statistics Service (NASS) reports in the last 12 months?	<input type="checkbox"/> Yes = 1 <input type="checkbox"/> Don't Know = 2 <input type="checkbox"/> No = 3	986
e. Did you (the operator) use the Internet to access other USDA reports and research information or other USDA services in the last 12 months?	<input type="checkbox"/> Yes = 1 <input type="checkbox"/> Don't Know = 2 <input type="checkbox"/> No = 3	Code 988
f. Did you (the operator) use the Internet to access any other Federal government Web site in the past 12 months?	<input type="checkbox"/> Yes = 1 <input type="checkbox"/> Don't Know = 2 <input type="checkbox"/> No = 3	993

SECTION O – COMPUTER USE (continued)

These last three questions will measure use of the Internet to conduct agricultural business with the Federal government and Internet usage for conducting non-agricultural business.

[Check (✓) Response and Enter code.]

5. Did you (the operator) use the Internet to conduct agricultural business with any USDA Web site in the past 12 months? (Use USDA Service Center eForms, Access your USDA Customer Statement, etc.)

<input type="checkbox"/> Yes = 1
<input type="checkbox"/> Don't Know = 2
<input type="checkbox"/> No = 3

Code
970

6. Did you (the operator) use the Internet to conduct agricultural business with any **other** Federal government Web site in the last 12 months? (Apply for Federal Disaster Relief, etc.)

<input type="checkbox"/> Yes = 1
<input type="checkbox"/> Don't Know = 2
<input type="checkbox"/> No = 3

Code
971

7. Did you (the operator) use the Internet to conduct any non-agricultural business in the last 12 months? (Make airline reservations, order gifts/services, etc.)

<input type="checkbox"/> Yes = 1
<input type="checkbox"/> Don't Know = 2
<input type="checkbox"/> No = 3

Code
932

SECTION R - CONCLUSION

Survey Results: To receive the complete results of this survey on the release date, go to www.nass.usda.gov/results/.

Would you rather have a brief summary mailed to you at a later date? **Yes** **No**

099

COMMENTS:

Respondent Name: _____ Phone: (_____) _____

Date: _____ MM DD YY

Response	Respondent	Mode	Enum.	Eval.	Optional Use		
1-Comp 2-R 3-Inac 4-Office Hold 5-R – Est 6-Inac – Est 7-Off Hold – Est 8-Known Zero	9901 1-Op/Mgr 2-Sp 3-Acct/Bkpr 4-Partner 9-Oth	9902 1-Mail 2-Tel 3-Face-to-Face 4-CATI 5-Web 6-e-mail 7-Fax 8-CAPI 19-Other	9903 098	100	407	408	9906 9916 9931

S/E Name _____